

BEM Toolbox3 version 3.11.3 Release and Installation Notes.

Document version: 02 June 2020.

This Toolbox update supersedes all previous versions of the Toolbox and is compatible with both BEM 3.10.x and BEM 3.11.x versions.

Contents.

Installation of Toolbox Version 3.11.3.....	1
Changes from Toolbox3 version 3.11.1 to 3.11.3.....	5
Changes from Toolbox3 version 3.10.5 to 3.11.0.....	5
Changes from Toolbox3 version 3.10.2 to 3.10.5.....	6
Environment Details	7

Installation of Toolbox Version 3.11.3.

1. All instances of all versions of the BEM Toolbox must be **MUST BE UNINSTALLED BEFORE INSTALLING** this update.
This includes limited distribution test versions

DO NOT SKIP THIS STEP AS THE INTEGRITY OF THE UPGRADE WILL BE COMPROMISED AND UNPREDICTABLE OPERATION GUARANTEED.

If you do not understand this requirement, please e-mail lyndon.downing@bigpond.com or perhaps ask a teenager for assistance.

Screen shots are taken from Windows 7 Pro and may vary depending on the version of windows installed.

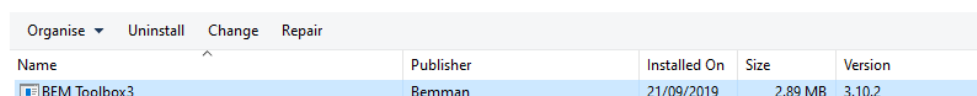
Click Start, Control Panel, Programs and Features (Add and Remove Programs in Windows XP)

Note that details will differ depending on the Toolbox version currently installed. I.e.

Toolbox Version	Name	Publisher
3.2.x	BEM Toolbox3	Bmx Event Manager
3.3.x and above	BEM Toolbox3	Bemman

Uninstall or change a program

To uninstall a program, select it from the list and then click Uninstall, Change or Repair.



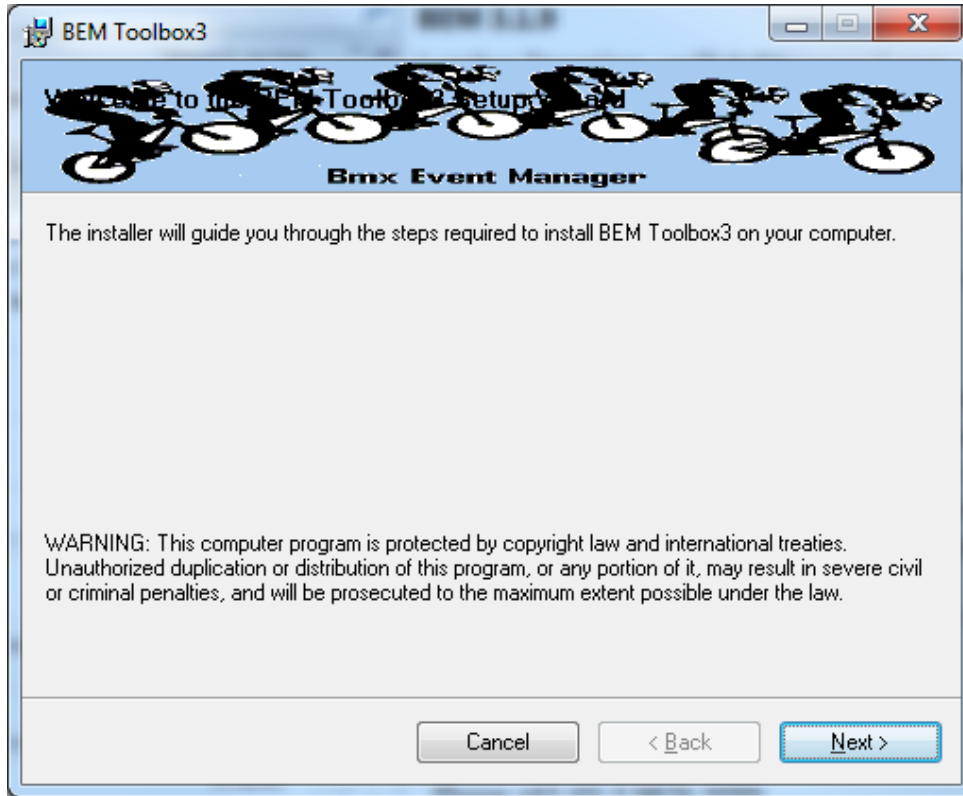
Name	Publisher	Installed On	Size	Version
BEM Toolbox3	Bemman	21/09/2019	2.89 MB	3.10.2

Select BEM Toolbox3, Right click then click on Uninstall.

Answer Yes to any prompts required to complete the removal of the earlier version.

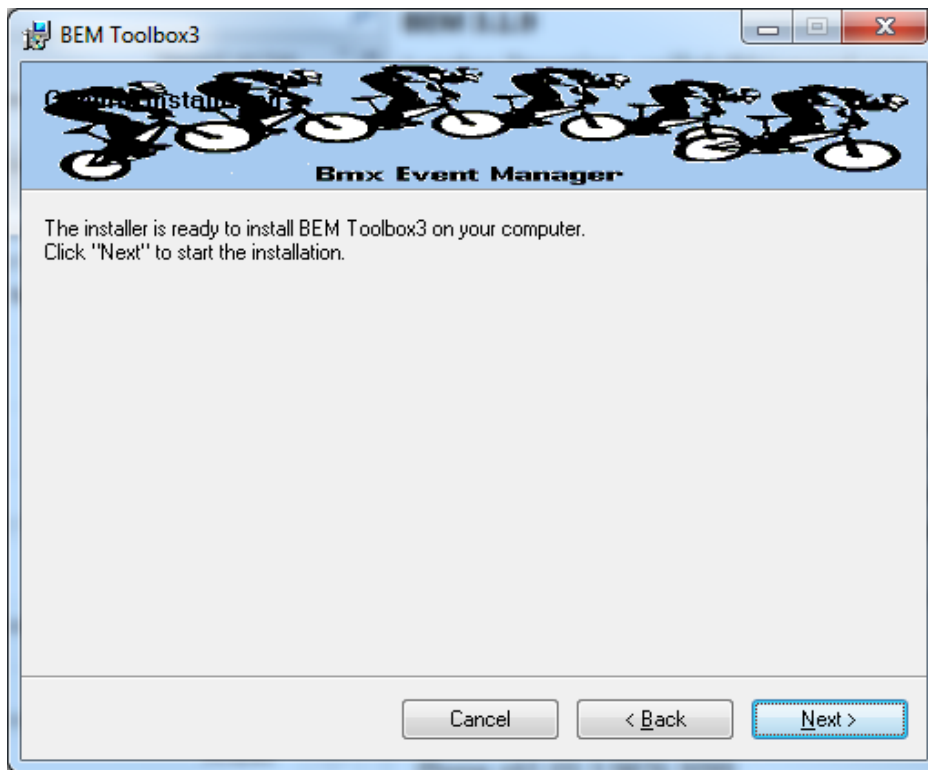
Repeat to remove any other instances of BEM Toolbox3 if more than one version was installed.

2. Unzip and save the **Toolbox Production 3.11.3.msi** file contained in the distributed **Toolbox Production 3.11.3.zip** file.
3. Double click on the Toolbox Project.msi file to start the installer.

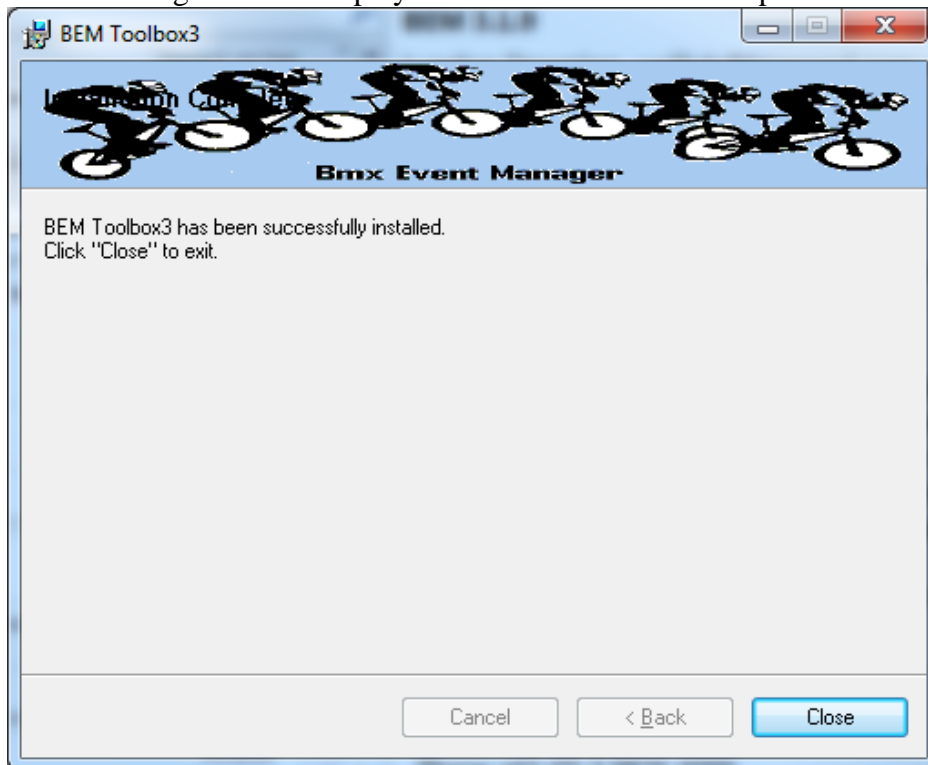


If you accept the copyright and unauthorised distribution conditions, click Next to continue the installation.

4. Click Next to start the installation.



5. The following screen is displayed when installation is completed.

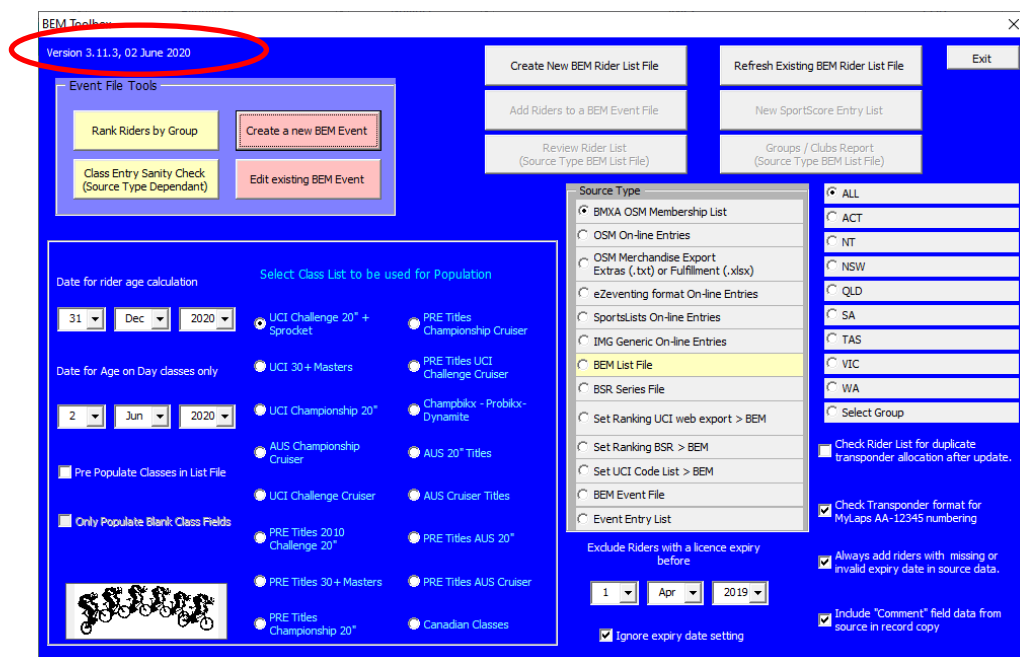


6. Notes:

- a. The installation is hardcoded into the folder structure:
C:\BEM\Programs\Toolbox
- b. The installation adds the Toolbox to the BMX Event Manager group in the Programs Menu and provides a shortcut on the Desktop



7. When prompted, select the language and appropriate Association and when the BEM Toolbox main menu is displayed, verify that the details are shown as **Version 3.11.3, 02 June 2020**.



Changes from Toolbox3 version 3.11.1 to 3.11.3

02-June 2020

- Update for the scenario when either on-line entries or riders from another .bem event file are copied to a .bem event configured for Pump Track Head to Head Dual with left and right tracks.
i.e. the destination event uses Class Code PT-H2HD2.
Compatible with BEM 3.10 versions but requires BEM 3.11.3.2 or later for all Pump Track facilities to be enabled.
- When refreshing a Rider List File, new riders added to the list are now logged in the Exception File.
- For Australian users, there is now more tolerance to the infrequent but nevertheless regular occurring OSM transponder data format errors of transponders with unallocated bike types and multiple bike types for the one transponder.
- Exception file naming convention now includes the date and time the file was created.

Changes from Toolbox3 version 3.10.5 to 3.11.0

16-April-2020

- Update for compatibility with BEM 3.11.3.1 for Pump Track Open Session format events while maintaining compatibility with BEM 3.10.x versions.
- Make “No” the default option for ranking offset when setting rider rankings in an event file.
- Address an issue with multiple monitors where some forms sometimes open on other than the monitor the program is operating on.

Changes from Toolbox3 version 3.10.2 to 3.10.5

24-January-2020

- Updated the event template to version 47 to support a new features provided in BEM 3.11.x versions allowing operators to add an Event Location and Event or Sponsor web link to be shown in html and selected print reports.

The screenshot shows the 'Event Details' form with the following fields and values:

- Event Name:** Red Bull UCI Pump Track World Championships Qualifier
- Event Location:** Host City Mount Gambier AUS
- Event Sponsor:** MotoSheets.com
- Event or Sponsor related website to appear on reports:** http://redbullpumtrackworldchampionship.com/
- Date for Licence Expiry Check:** 21 Sep 2019
- Date for Age Determination:** 31 Dec 2019
- Motos before Final:** 1
- Number of Starting Lanes:** 2
- Minimum Riders for B (Consolation) Final:** 11
- UCI Competition Code:** |
- Print Paper Size:** A4 (210 mm x 297 mm)
- Valid Licence Types:** O,S,E,A,IR
- Class Code INV and INV-F:**
 - Minimum Riders for Invitation Finals:** 9
 - C Final:** 10
 - Number of Finals:** 99
- Minimum Riders for One Gate Final:** 2
- Number of Time Trials:** 2
- Minimum Riders for Time Trial Super Final:** 12

- Added a new feature to update rankings in a .bem event file from a .bsr series file based on Class Type.
First use for the new tie-break requirements introduced for the 2020 BMX Australia National Series.
- When creating a new event file, added an operator prompt to copy the transponder loop timer settings and start method from the reference to the new event.
- When opening a rider list to be refreshed, the number of records in the existing list is now displayed.
- Added handling of the new Pump Track Open Session format Class Code PT-OS added in BEM version 3.11.x.

Environment Details

The Toolbox3 program has the program files packaged with a third party compiler into a Microsoft Installer file. Note that Microsoft Excel is still required on the computer to be able to run the program.

Although the program is packaged into a MSI file, it is not compiled nor does it require an Activation Code.

The recommended PC environment is:

Operating system Windows XP, Vista, Windows7 or Windows 8 (full version, not the Tablet specific Windows 8 RT), Windows 10.

Office 2010 (recommended), Office 2003 or Office 2007.

The Toolbox 3.8.18 and above allows UCI Rankings to be updated in a BEM event file from an Excel UCI Rankings export from the UCI Website.

For users running Office 2007 and 2003, if not already installed you will need to install a Microsoft compatibility pack to be able to process the UCI Rankings Excel export file as the file format used by UCI contains features introduced in Office 2010. See <https://www.microsoft.com/en-US/download/details.aspx?id=3> for details.

Note that the BEM Toolbox is not compatible with Office 2013 and later (or more correctly), changes introduced by Microsoft in Office 2013 are not backwards compatible with thousands of projects that run quite happily on Office 2010, 2007 and 2003.

Critical to the reliable operation of the Toolbox program is to have all Microsoft Office updates, security patches and service packs installed. **If you do not have Excel versions at least matching the following, there is a good chance that your version of Excel is not up to date and may result in unpredictable operation.**

Version	Build	Comment
11.0	8404	Excel 2003, Service Pack 3+
12.0	6762	Excel 2007, Service Pack 3+
14.0	7248	Excel 2010 (32 or 64 bit Office installation)

End of Document