

BEM Toolbox3 version 3.21.2 Release and Installation Notes.

Document version: 20 December 2020.



This Toolbox update:

- Supersedes all previous versions of the Toolbox.
- Is compatible with both BEM 3.10.x, 3.21.x and BEM 3.11.x versions.
- Is applicable for all Associations.
- Contains specific changes for Australian AusCycling requirements and therefore for compatibility and compliance with AusCycling event sanctioning, Australian users need to be running BEM version 3.21.x or 3.11.5 as a minimum.

Contents.

Changes from Toolbox3 version 3.21.0 to 3.21.2.....	2
Changes from Toolbox3 version 3.10.3 to 3.21.0.....	2
Installation of Toolbox Version 3.21.2.....	4
Environment Details	8

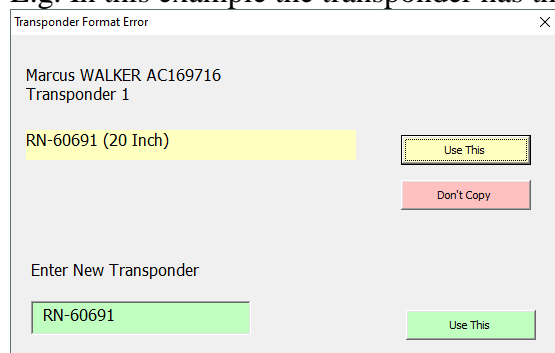
Changes from Toolbox3 version 3.21.0 to 3.21.2

Note that all changes in this upgrade are applicable with Australia selected as the Association.

- Adds a new feature to enable import of online entries for AusCycling events using the EntryBoss system to either a BEM Event or Rider List file.
- Adds a new feature enabling import of Club level membership exports from the AusCycling TidyHQ database to create a new or refresh an existing BEM Rider List file.
This facility will allow Clubs to update their existing OSM based Rider List for their members who have renewed with AusCycling.

- Added additional transponder number format checking and auto correcting as a work around to offset the lack of any transponder number formatting rules in AusCycling's TidyHQ membership database.

E.g. In this example the transponder has the unwanted "(20 Inch) removed"



Where the auto-correction is not possible, the operator can enter the valid transponder number in the green box then click the corresponding "Use This" button.

- Expands on the Membership Level checking to include legacy Cycling Australia, BMXA and MTBA memberships.

Changes from Toolbox3 version 3.10.3 to 3.21.0

Note that Pump Track facilities require BEM 3.11.x versions for which an upgrade fee is applicable.

- For Australian users
 - The Rider List file will be encrypted to comply with AusCycling security requirements.
 - Membership type applicability to enter and event is now managed by selecting the relevant AusCycling Class of event (sanctioning) level in the Event Details form.
 - Menu selections have been provided in anticipation of processing AusCycling membership database and AusCycling event exports however those export types are not available from AusCycling as of November 2020.
- Updated the event template to version 47 to support new features allowing operators to add an Event Location and Event or Sponsor web link to be shown in html and selected print reports.

Event Details

Event Name: 2020 BMXA National Series Rnd 2 Nerang Event Location: Nerang Qld [OK]

Event Sponsor: _____ Event or Sponsor related website to appear on reports: _____
Actual web page link: E.g. www.something.com Link Text: E.g. Actual link or Click here for web page

Date for Licence Expiry Check: 29 Feb 2020 <https://www.sportslists.eu/results/select/live> Click here for results

Date for Age Determination: 31 Dec 2020

AusCycling Class of Event & Location: GE National Event QLD UCI Competition Code: _____
Gold (National Event) - Intra-State events termed "National" For UCI Ranking Events, enter the UCI assigned Competition Code

Motos before Final: 3 Number of Starting Lanes: 8 Print Paper Size: A4 (210 mm x 297 mm)

Minimum Riders for B (Consolation) Final: 11 Valid Licence Types: O,S,E,A,IR Licence types separated by comma(s) E.g., O,S Leave blank for no checking.

Class Code INV and INV-F			
Minimum Riders for Invitation Finals	C Final	Minimum Riders for C Final	Number of Finals
9	10	10	99

Minimum Riders for One Gate Final: 3 Minimum in class for Final for Class Codes allowing for a Final with a single gate (heat), E.g. UCI-F, EXPT-F. Enter 3 to number of starting lanes

Number of Time Trials: 1 Minimum Riders for Time Trial Super Final: 12 Minimum in class for Time Trial Super Final for UCI "SF" Class_Codes. Set to 12 for UCI Rules. Values 5-12 accepted.

- A new facility is added to check and update rider's UCI IDs in either on-line entry files or a BEM event file via API access to the UCI database. Note that this check can also be performed when copying on-line entries into an event file.

BEM Toolbox

Version 3.21.0, 25 November 2020

Event File Tools: Rank Riders by Group, Create a new BEM Event, Check MyLaps Flex transponder subscriptions, Edit existing BEM Event, **Check / update UCI ID**

Create New BEM Rider List File Refresh Existing BEM Rider List File Exit

Add Riders to a BEM Event File New SportScore Entry List

Review Rider List (Source Type BEM List File) Groups / Clubs Report (Source Type BEM List File)

Source Type:

- AusCycling Membership
- AusCycling On-line Entries
- BMXA OSM Membership List
- OSM On-line Entries
- SportLists On-line Entries
- IMG Generic On-line Entries
- BEM List File
- BSR Series File
- Set Ranking UCI web export > BEM
- Set Ranking BSR > BEM
- Red Bull On-line Entries
- BEM Event File
- Event Entry List

Exclude Riders with a licence expiry before: 1 Apr 2017 Ignore expiry date setting

Check Rider List for duplicate transponder allocation after update.

Check Transponder format for MyLaps AA-12245 numbering

Always add riders with missing or invalid expiry date in source data.

Include "Comment" field data from source in record copy

- Added a new source type to process Red Bull Pump Track on-line entries.
 - When refreshing an existing Rider List, individual details of new entries and renewed memberships are logged in the exception file.
 - Added a new feature to update rankings in a .bem event file from a .bsr series file based on Class Type.
- First use for the new tie-break requirements introduced for the 2020 BMX Australia National Series.

Installation of Toolbox Version 3.21.2.

1. All instances of all versions of the BEM Toolbox must be **MUST BE UNINSTALLED BEFORE INSTALLING** this update.
This includes limited distribution test versions

DO NOT SKIP THIS STEP AS THE INTEGRITY OF THE UPGRADE WILL BE COMPROMISED AND UNPREDICTABLE OPERATION GUARANTEED.

If you do not understand this requirement, please e-mail lyndon.downing@bigpond.com or perhaps ask a teenager for assistance.

Screen shots are taken from Windows 7 Pro and may vary depending on the version of windows installed.

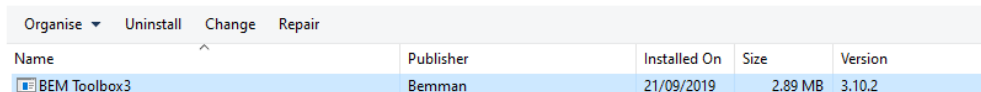
Click Start, Control Panel, Programs and Features (Add and Remove Programs in Windows XP)

Note that details will differ depending on the Toolbox version currently installed. I.e.

Toolbox Version	Name	Publisher
3.2.x	BEM Toolbox3	Bmx Event Manager
3.3.x and above	BEM Toolbox3	Bemman

Uninstall or change a program

To uninstall a program, select it from the list and then click Uninstall, Change or Repair.



The screenshot shows the 'Programs and Features' window in Windows. At the top, there are buttons for 'Organise', 'Uninstall', 'Change', and 'Repair'. Below these is a table with columns for Name, Publisher, Installed On, Size, and Version. The row for 'BEM Toolbox3' is selected, showing it was installed on 21/09/2019, has a size of 2.89 MB, and version 3.10.2.

Name	Publisher	Installed On	Size	Version
BEM Toolbox3	Bemman	21/09/2019	2.89 MB	3.10.2

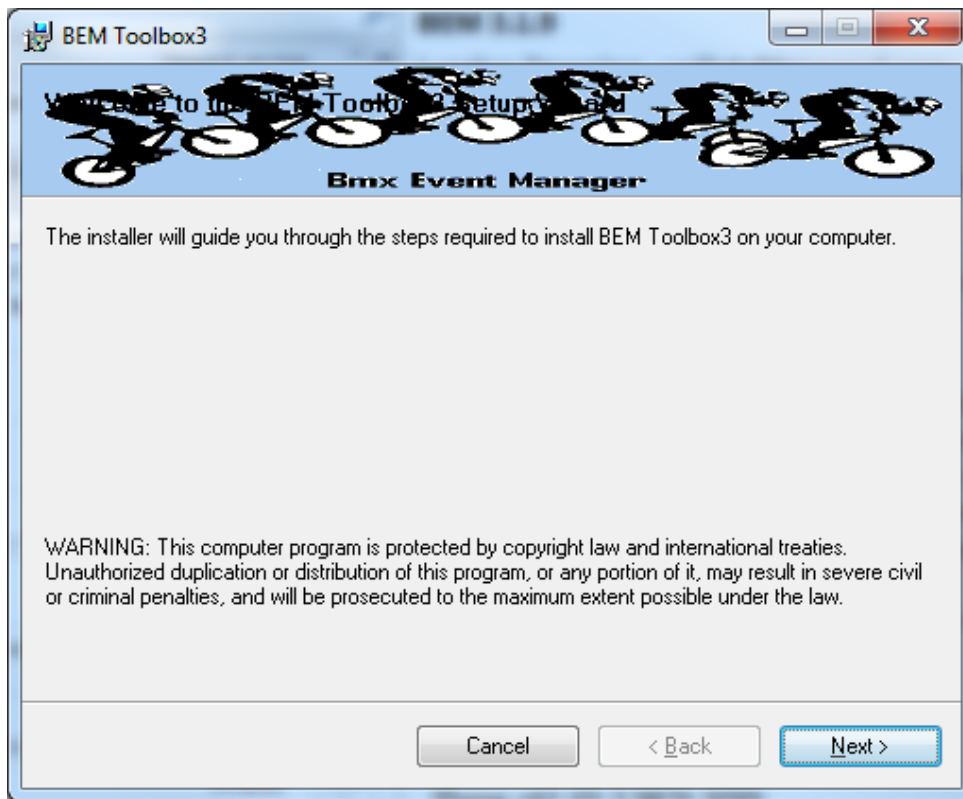
Select BEM Toolbox3, Right click then click on Uninstall.

Answer Yes to any prompts required to complete the removal of the earlier version.

Repeat to remove any other instances of BEM Toolbox3 if more than one version was installed.

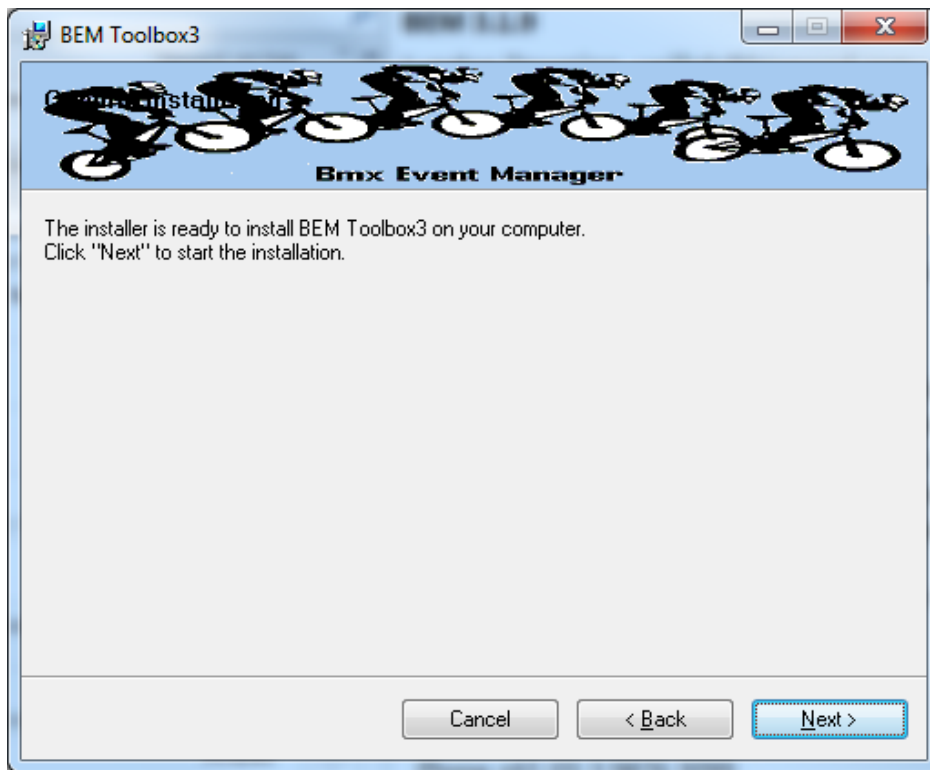
2. Download and save the **1a Toolbox Production 3-21-2.zip** file from <https://www.moto-sheets.com/index.php?p=manuals>
3. Unzip and save the **1a Toolbox Production 3-21-2.msi** file contained in the **1a Toolbox Production 3-21-2.zip** file.

4. Double click on the Toolbox Project.msi file to start the installer.

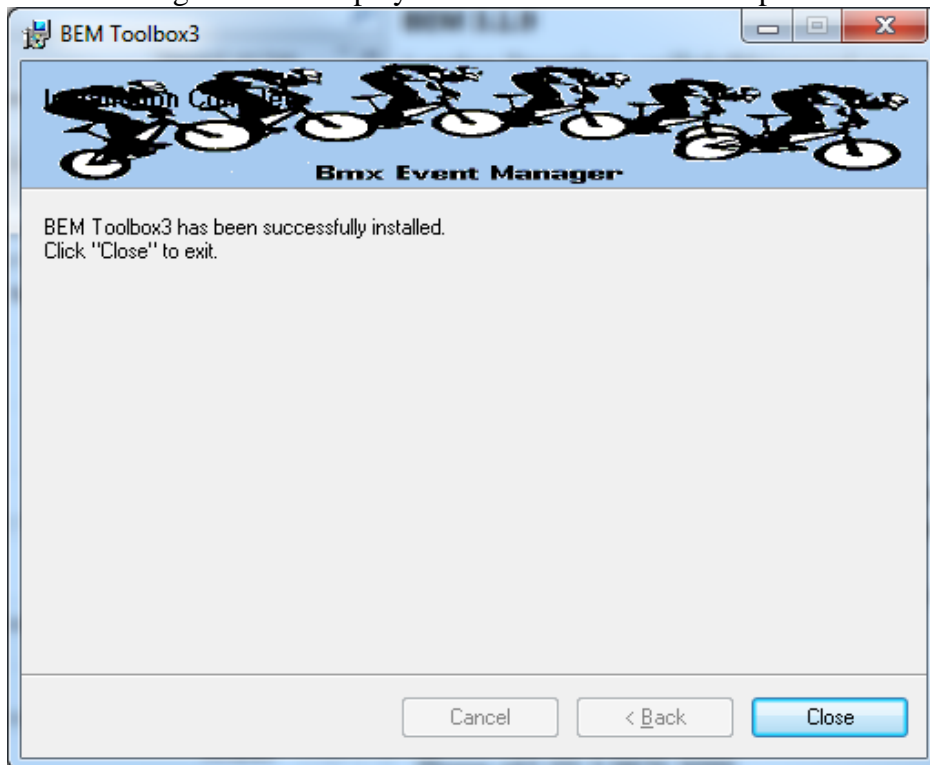


If you accept the copyright and unauthorised distribution conditions, click Next to continue the installation.

5. Click Next to start the installation.



6. The following screen is displayed when installation is completed.

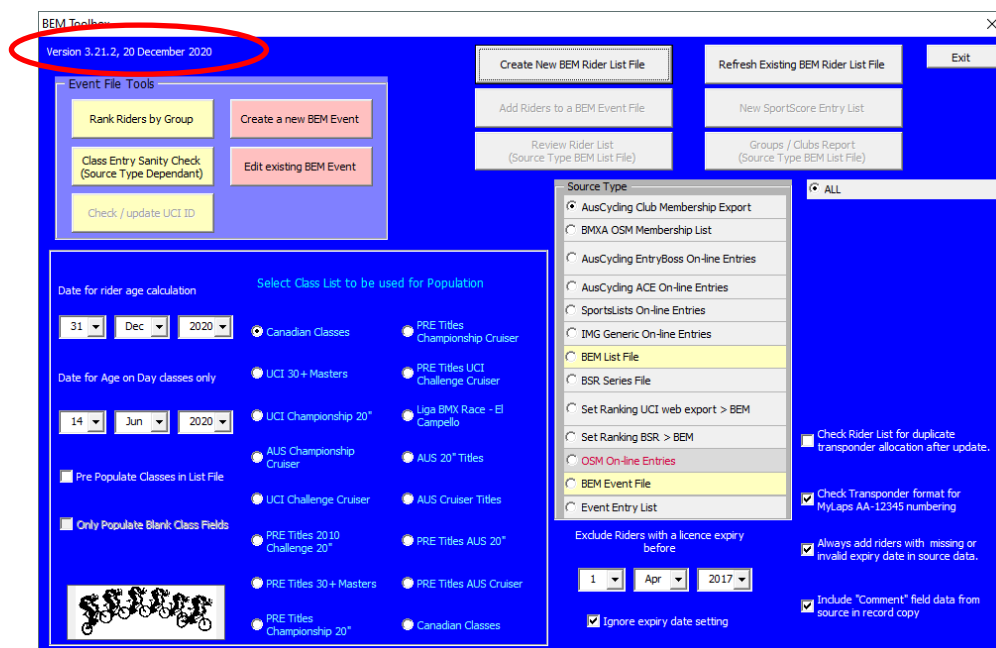


7. Notes:

- a. The installation is hardcoded into the folder structure:
C:\BEM\Programs\Toolbox
- b. The installation adds the Toolbox to the BMX Event Manager group in the Programs Menu and provides a shortcut on the Desktop



8. When prompted, select the language and appropriate Association and when the BEM Toolbox main menu is displayed, verify that the details are shown as **Version 3.21.2, 20 December 2020**.



Environment Details

The Toolbox3 program has the program files packaged with a third party compiler into a Microsoft Installer file. Note that Microsoft Excel is still required on the computer to be able to run the program.

Although the program is packaged into a MSI file, it is not compiled nor does it require an Activation Code.

The recommended PC environment is:

Operating system Windows XP, Vista, Windows7 or Windows 8 (full version, not the Tablet specific Windows 8 RT), Windows 10.

Office 2010 (recommended), Office 2003 or Office 2007.

The Toolbox 3.8.18 and above allows UCI Rankings to be updated in a BEM event file from an Excel UCI Rankings export from the UCI Website.

For users running Office 2007 and 2003, if not already installed you will need to install a Microsoft compatibility pack to be able to process the UCI Rankings Excel export file as the file format used by UCI contains features introduced in Office 2010. See <https://www.microsoft.com/en-US/download/details.aspx?id=3> for details.

Note that the BEM Toolbox is not compatible with Office 2013 and later (or more correctly), changes introduced by Microsoft in Office 2013 are not backwards compatible with thousands of projects that run quite happily on Office 2010, 2007 and 2003.

Critical to the reliable operation of the Toolbox program is to have all Microsoft Office updates, security patches and service packs installed. **If you do not have Excel versions at least matching the following, there is a good chance that your version of Excel is not up to date and may result in unpredictable operation.**

Version	Build	Comment
11.0	8404	Excel 2003, Service Pack 3+
12.0	6762	Excel 2007, Service Pack 3+
14.0	7258	Excel 2010 (32 or 64 bit Office installation)

End of Document